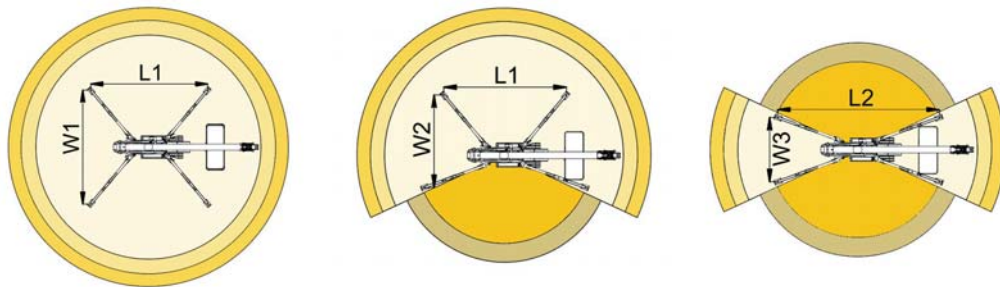
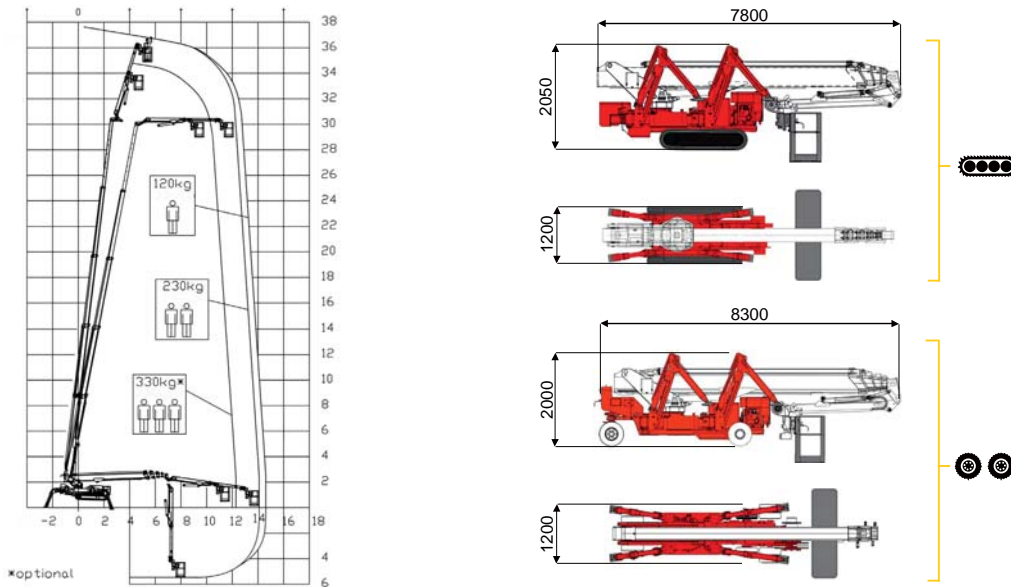





37 m ↑
14,5 m →
330 Kg* 🧑🧑🧑



13,5 m	14 m	14,5 m	7,7 m	9,5 m	L1	L2	W1	W2	W3
330 kg*	230 kg	120 kg	330 kg*	120/230 kg	5400 mm	7160 mm	5260 mm	3975 mm	2680 mm

BI-ENERGY
Diesel+AC



XTJ 37+/C	🔋	37 m	14,5 m	330 kg*	170°	660°	180x70 cm	90°+80°	2,68-5,26 m	23%	36%	2 km/h	7500 kg	55 kN	2,64 kN/m ²	5,34 kN/m ²
XTJ 37+/R	🌀	37 m	14,5 m	330 kg*	170°	660°	180x70 cm	90°+80°	2,68-5,26 m	23%	21%	1 km/h	7500 kg	55 kN	2,64 kN/m ²	5,02 kN/m ²

COMPANY WITH
QUALITY SYSTEM
CERTIFIED BY DNV GL
= ISO 9001 =

